

**USE OF ENGLISH AS-LEVEL SECTION A**  
**LISTENING TEST**  
**Question-Answer Book**

(18% of the subject mark)

**INSTRUCTIONS**

1. Write your Candidate Number in the spaces provided on Page 1.
2. Stick barcode labels in the spaces provided on Pages 1, 3 and 5.
3. Answer **ALL** questions.
4. Write your answers in the spaces provided in this Question-Answer book, **IN PENCIL**.
5. This test is in three parts. In all three parts you are required to write your answers as you listen.
6. You are reminded that all examination materials will be played **ONCE** only.
7. Supplementary answer sheets will be supplied on request. Write your Candidate Number and stick a barcode label on each sheet, then fasten them with string **INSIDE** this Question-Answer Book.

Please stick the barcode label here.

Candidate Number 

--	--	--	--	--	--

	Marker's Use Only	Examiner's Use Only
	Marker No.	Examiner No.
Part 1		
Part 2		
Part 3		
Total		

	1st Appeals Marker Only	2nd Appeals Marker Only
	Marker No.	Marker No.
Part 1		
Part 2		
Part 3		
Total		

Checker's Use Only	
Checker No.	
Part 1	
Part 2	
Part 3	
Total	

## INTRODUCTION

### Situation

Your class at school is doing a project about what life will be like in the 22<sup>nd</sup> Century. As part of the research for the project, your English teachers, Dave Smith and Dorothy Jones, recently visited an exhibition called 'Homes of the Future'. There, they were shown around a 'smart' home called *Discovery Lodge* by two guides named Roy and Rachel. You should take notes and do various tasks based on a recording the teachers made of their visit and some photos they took in the Lodge. **The recording includes some sound effects and electronic voices.**

### Part 1

In this part, you will hear the guides showing the teachers around the living room of *Discovery Lodge*.

You will have two and a half minutes to familiarize yourself with the note-headings for Part 1.

At the end of Part 1, you will have two and a half minutes to tidy up your answers.

### Part 2

In this part, you will hear the guides showing the visitors around the bathroom and the bedroom of *Discovery Lodge*.

You will have two minutes to familiarize yourself with the note-headings for Part 2.

At the end of Part 2, you will have two minutes to tidy up your answers.

### Part 3

In this part, you will hear the guides showing the teachers around the 'real' room and the kitchen in *Discovery Lodge*.

You will have two minutes to familiarize yourself with the note-headings for Part 3.

At the end of Part 3, you will have 10 minutes to tidy up your answers for the whole paper.

**READ THE INSTRUCTIONS AND NOTE-HEADINGS CAREFULLY**

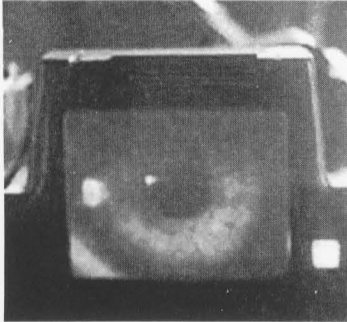
Please stick the barcode label here.

**Part 1**  
**The living room**

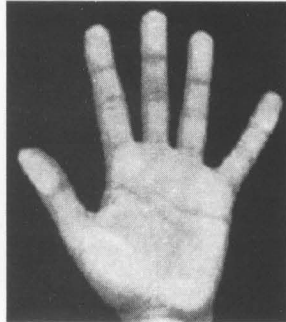
(10 marks)

1. The means by which visitors can enter *Discovery Lodge*: Tick the correct box.


A



B



C




D



E




F



2. Profiles of the guides and the visitors:

People	What type they are	How they feel about technology
Roy/Rachel	<b><i>technophile</i></b>	
Dave		
Dorothy		

3. What the mastering of new environments means: Complete the four sentences.



Physically there's \_\_\_\_\_.

This leads to \_\_\_\_\_.

Mentally, changes have occurred in our \_\_\_\_\_.

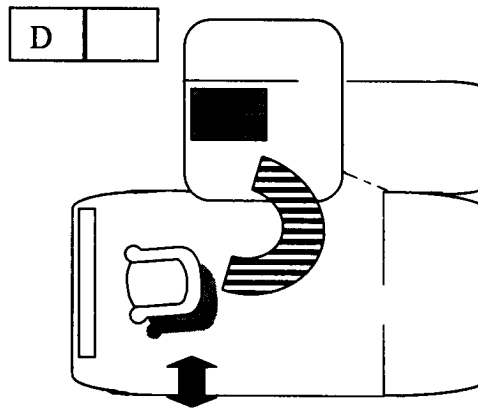
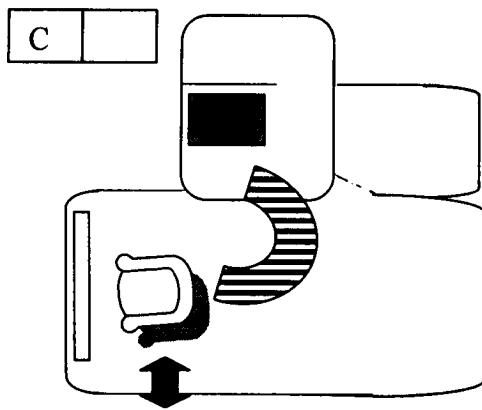
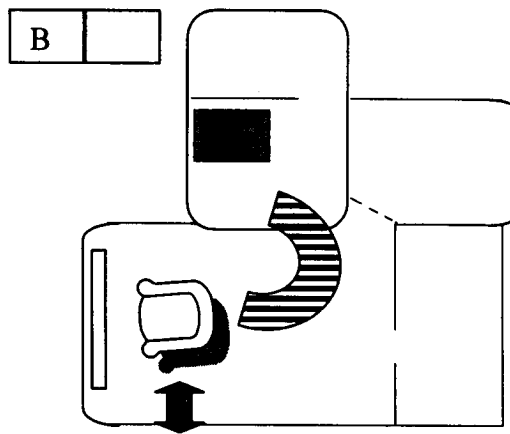
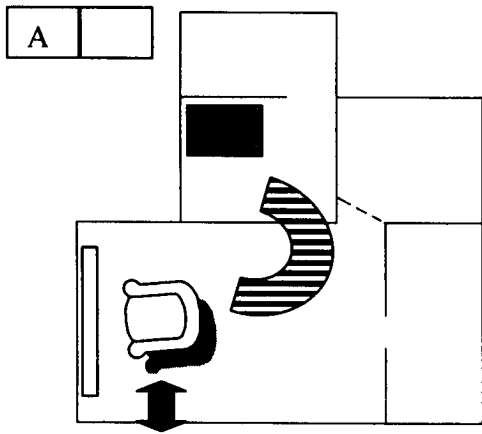
In other words, we \_\_\_\_\_.

Marks:

4. Which one is the correct floor plan?


Tick the correct box.

(9 marks)



	bed
	stairs
	cyber-chair
	TV screen
	entrance

5. What the cyber-chair does:



- (a) \_\_\_\_\_
- (b) \_\_\_\_\_
- (c) \_\_\_\_\_
- (d) \_\_\_\_\_

6. The features of the interactive TV:



- (a) \_\_\_\_\_
- (b) \_\_\_\_\_
- (c) \_\_\_\_\_
- (d) \_\_\_\_\_

Marks:

**END OF PART 1**

**Total Marks for Part 1:**

Please stick the barcode label here.

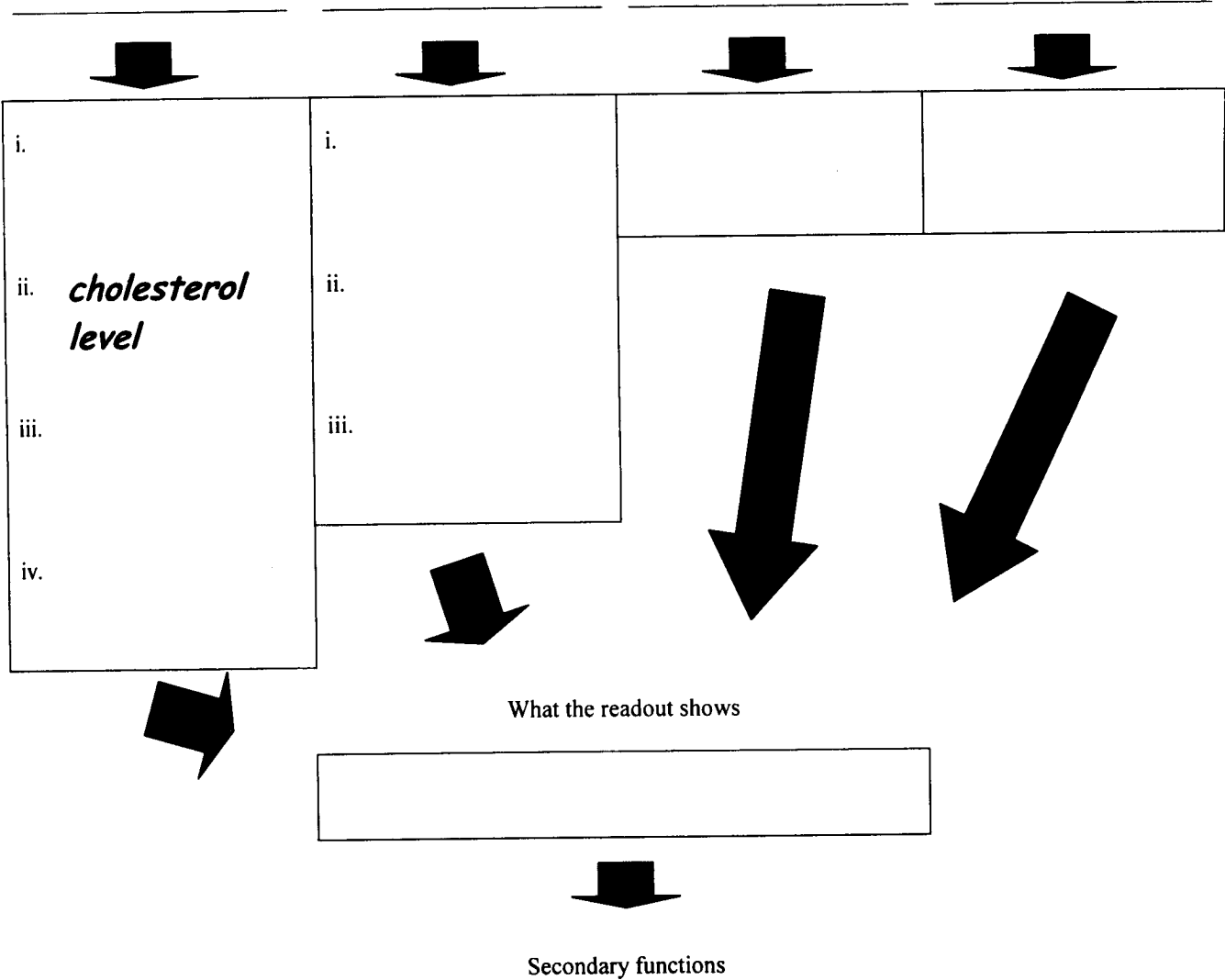
**Part 2**  
**The bathroom and the bedroom**

(14 marks)

7. The details of the bathroom:

The smart equipment and what it measures/checks

*scales*








*gives a diagnosis*

Marks: 

--	--

8. Write the season and the mood/feeling for each wall colour.

(8 marks)





Wall colour	Season	Mood/Feeling	Wall colour	Season	Mood/Feeling
					
					
					

Marks:



(9 marks)

9. What Dave thinks of when he sees the pictures on the digital wall:

<p>A</p> 	<p>i. ii.</p>	<p>B</p> 	<p>i. ii.</p>
<p>C</p> 	<p>i. ii.</p>	<p>D</p> 	<p>i. ii.</p>

10. Which picture does Dave prefer? Write the letter in the space. Picture \_\_\_\_\_



Marks:

(7 marks)

11. What the cyber-bed does:

- (a) \_\_\_\_\_
- (b) \_\_\_\_\_
- (c) \_\_\_\_\_
- (d) \_\_\_\_\_

12. How a sleeper can be made to get up:

- (a) \_\_\_\_\_
- (b) \_\_\_\_\_
- (c) \_\_\_\_\_

Marks: 

0	
---	--

**END OF PART 2**

**Total Marks for Part 2:**

--	--



Part 3

(13 marks)


The 'real' room and the kitchen

13. How the 'real' room makes Dorothy feel: *Tick the correct box.*  
relaxed       uneasy       excited       bored

14. The features of the 'real' room:  
(a) \_\_\_\_\_  
(b) \_\_\_\_\_  
(c) \_\_\_\_\_

15. Typical activities pursued in the 'real' room:  
(a) \_\_\_\_\_  
(b) \_\_\_\_\_  
(c) \_\_\_\_\_

16. How the receptor plate is used: *Write numbers 1 to 5 to show the correct sequence.*  
\_\_\_\_\_ 1 \_\_\_\_\_



17. The advantages of the receptor plate e-newspaper:  
(a) \_\_\_\_\_  
(b) \_\_\_\_\_  
(c) \_\_\_\_\_  
(d) \_\_\_\_\_

18. What Dorothy wants to know: \_\_\_\_\_  
\_\_\_\_\_

Marks:

(11 marks)

19. What Rachel says: *Note down the response and the reasons she gives.*

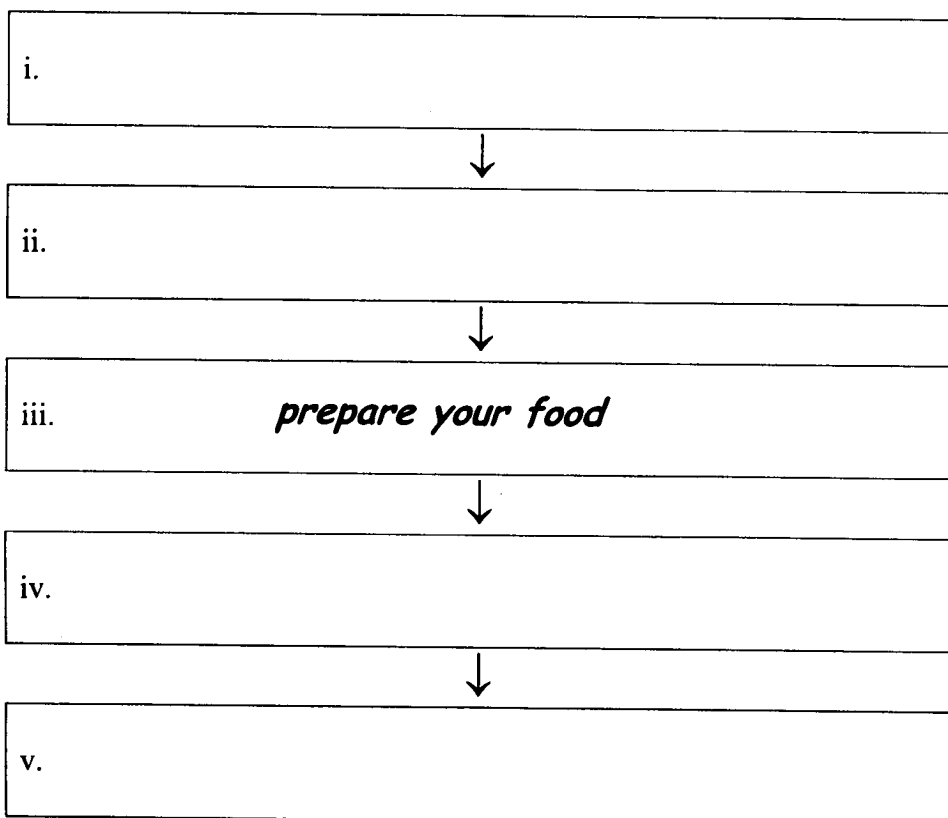
Response	Reasons
	(a)  (b)

20. What Dave is worried about: \_\_\_\_\_  
\_\_\_\_\_

21. Why Roy disagrees with Dave:

- (a) \_\_\_\_\_
- (b) \_\_\_\_\_
- (c) \_\_\_\_\_

22. Complete the kitchen procedures after entry:

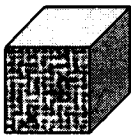




Marks:

--	--

(16 marks)

23. Details of the vegetables in the 'smart' fridge:

Appearance	Vegetable	Special ingredient	What the ingredient is good for
			
			
		<i>beta-carotene</i>	

24. The reasons for changing the vegetables:

- (a) \_\_\_\_\_
- (b) \_\_\_\_\_
- (c) \_\_\_\_\_

25. What the 'smart' fridge does:

- (a) \_\_\_\_\_
- (b) \_\_\_\_\_
- (c) \_\_\_\_\_

26. How the visitors describe *Discovery Lodge* at the end of the tour: Tick the **three** correct boxes.

- luxurious       safe       educational   
hygienic       homely       amusing

27. How the guides, Roy and Rachel, feel about Orwell's behaviour: Tick the correct box.

- satisfied       surprised       disappointed       afraid

Marks:

**Total Marks for Part 3:**

**END OF TEST**